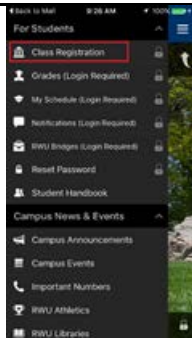


## RWU Mobile App

If you have any technical questions please direct them to MediaTech at X6363 or at <https://rwusupport.zendesk.com>. Academic related questions and registration eligibility inquiries should be directed to the University Registrar's office at X3510.



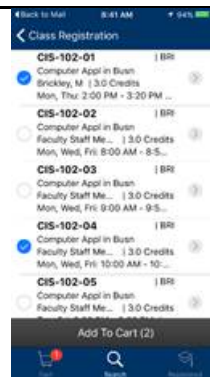
**Step 1:** After opening the RWU Mobile App, select **Class Registration** from the App menu.



**Step 2:** Sign into the mobile app using your bridges login credentials



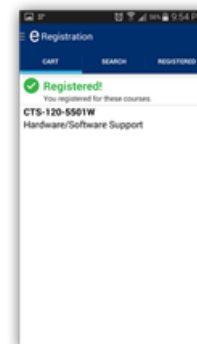
**Step 3:** Select a term and enter either the course subject abbreviation and selection number or the course title and select **Search**.



**Step 4:** Check the class or classes that you want to add to your cart and press **Add To Cart** at the bottom.



**Step 5:** Press the **CART** tab, check the items you want to register for, and select the **Register** button at the bottom.



**Step 6:** Press **OK** to register for the selected course or courses and review the results screen to verify you were successfully registered for your desired courses.