



latino policy institute
AT ROGER WILLIAMS UNIVERSITY

STATE OF WORKING RHODE ISLAND:
THE LATINO LABOR FORCE



Latino Policy Institute at RWU



@LPIRWU

SOURCE



The Economic Progress Institute, 2015. *State of Working Rhode Island, 2015: Workers of Color*, Providence, RI. [economicprogressri.org/WorkersofColor]



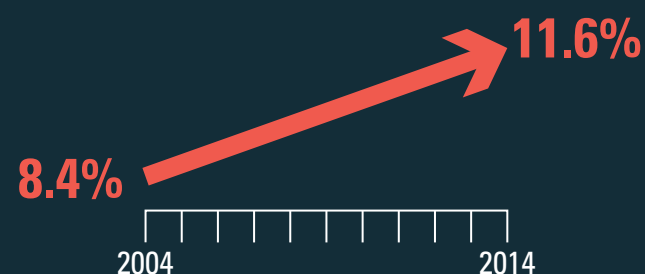
STATE OF WORKING RHODE ISLAND:
THE LATINO LABOR FORCE



STATE OF WORKING RHODE ISLAND: THE LATINO LABOR FORCE

A GROWING LABOR FORCE

% LATINO IN RI LABOR FORCE 2004-2014




BETWEEN 2004 & 2014:
THE LATINO LABOR FORCE IN RI INCREASED FROM 8.4% TO 11.6%

38% INCREASE This was the largest growth among workers of color as the number of Black and Asian workers has remained relatively stable.

BY THE YEAR 2040 The Latino labor force in RI is expected to more than double to 24% of the total Rhode Island labor force.

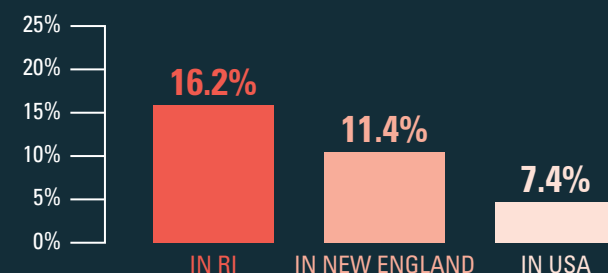
MOST WORKING LATINOS ARE IN MANUFACTURING:
RI LATINOS ARE VULNERABLE TO GLOBAL TRADING SHIFTS DUE TO THE MAJORITY OF THEIR JOBS BEING IN MANUFACTURING

DECLINE IN MANUFACTURING JOB SECTOR 2007-2014



UNEMPLOYMENT

2014 LATINO UNEMPLOYMENT RATES

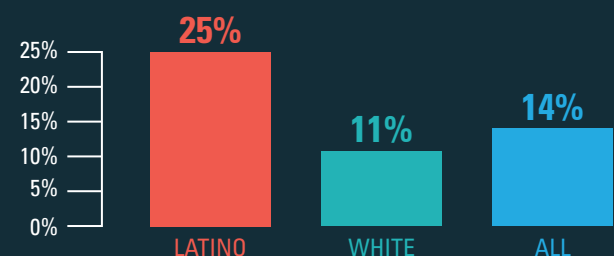


IN 2014:
THE RI LATINO UNEMPLOYMENT RATE SIGNIFICANTLY EXCEEDED BOTH THE REGIONAL AND NATIONAL RATES

However, **labor force participation** of Latinos in RI is similar to that of other ethnic groups.

26% Youth (16-24) unemployment for Rhode Island is also higher than the national rates with 26% facing long-term unemployment.

2014 RI UNDEREMPLOYMENT RATES

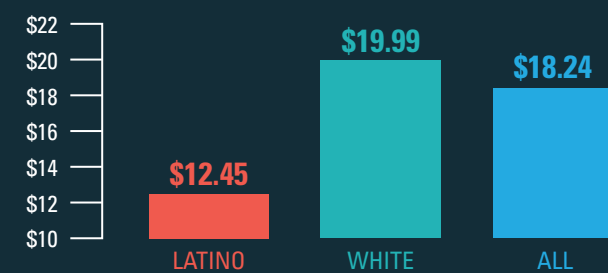


RHODE ISLAND'S JOB DEFICIT

12,700 JOBS
Rhode Island needs 12,700 additional jobs to regain jobs lost during the recession & keep up with population growth.

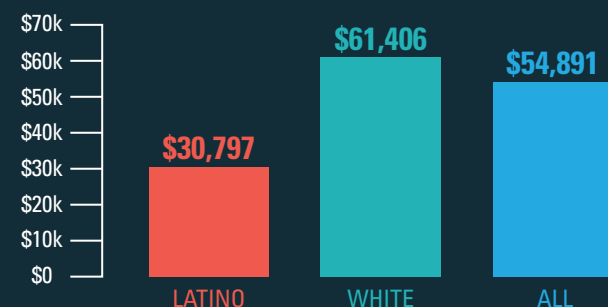
WAGES & INCOME

2014 RI MEDIAN HOURLY WAGE



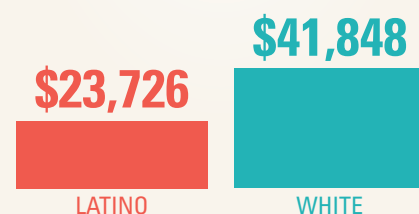
IN 2014:
SIGNIFICANT HOURLY WAGE AND MEDIAN HOUSEHOLD INCOME DISPARITIES CAN BE SEEN BETWEEN LATINOS AND WHITES

2014 RI MEDIAN HOUSEHOLD INCOME



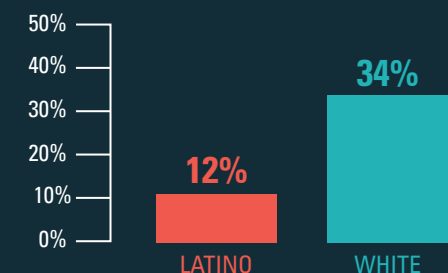
2014 median household income disparities contributed to a continuing downward trend that had started well before the onset of the Great Recession:

RI MEDIAN YEARLY WAGE 2008-2012



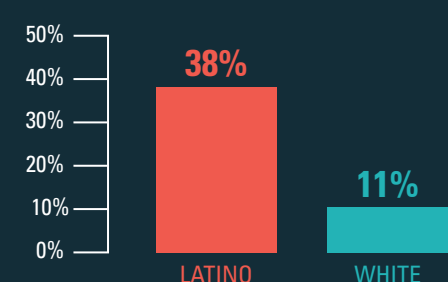
EDUCATION

% RI POPULATION WITH BACHELOR'S +



EDUCATION MATTERS:
A BACHELOR'S DEGREE ALMOST DOUBLES YOUR WAGE WHEN COMPARED TO A HIGH SCHOOL GRADUATE

% RI POPULATION WITHOUT HS DIPLOMA



ABOUT THAT 38%:
THIS IS THE HIGHEST % OF PEOPLE LACKING A HIGH SCHOOL DIPLOMA ACROSS ALL RACIAL GROUPS IN ALL OF NEW ENGLAND

The largest concentration of Latinos in New England is in the southern New England States of MA, CT and RI. **RI is 2nd only to CT in terms of % of the labor force that is Latino.**