
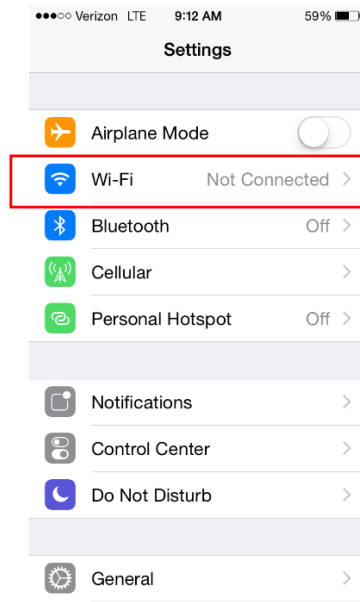


How to connect to Faculty&Staff on your Apple iOS device

Click on the "Settings" app icon.



Next click on the "Wi-Fi" settings.

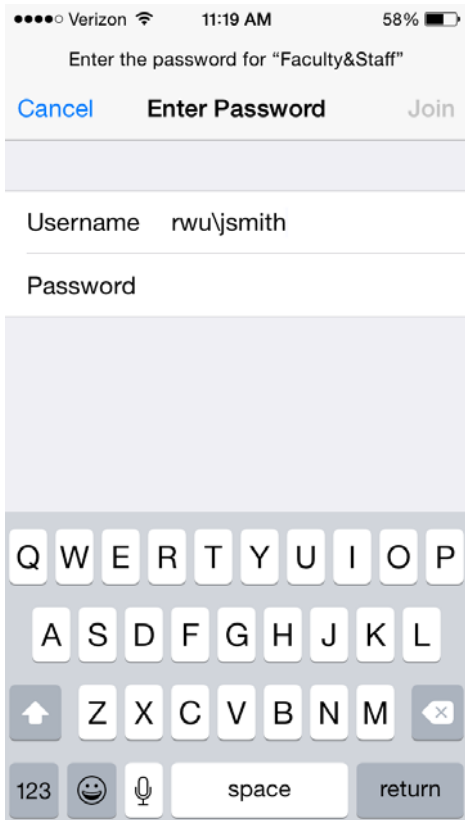


Now selected the "Faculty&Staff" from the network list.



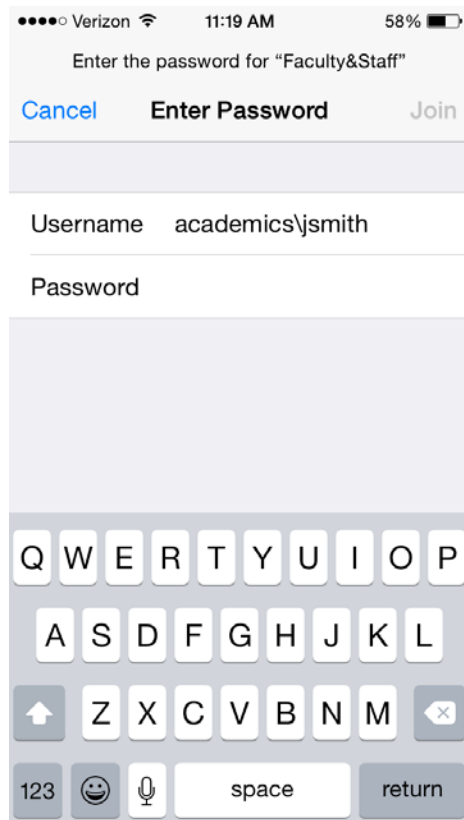
If you are a staff member, enter “rwu\” followed by your school username in the “Username” field.

Enter your password in the “Password” field.

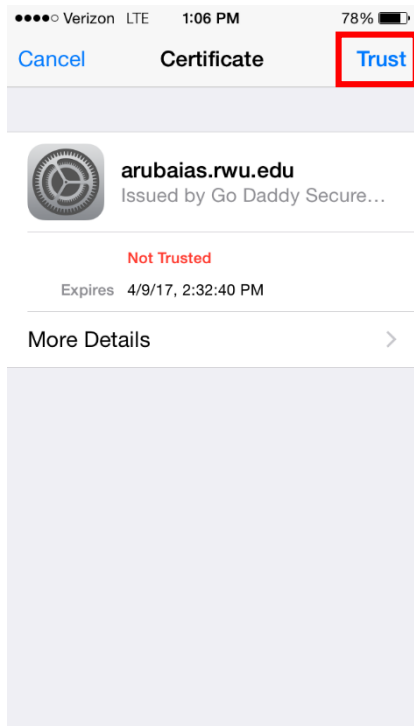


If you are a Faculty member, enter “academics\” followed by your school username in the “Username” field.

Enter your password in the “Password” field.



When logging on, you will be prompted with a certificate. Press "Trust" located in the top right corner of the screen.



If there is a check mark to the left of "Faculty&Staff" in the Wi-Fi menu, you have successfully joined the network.

