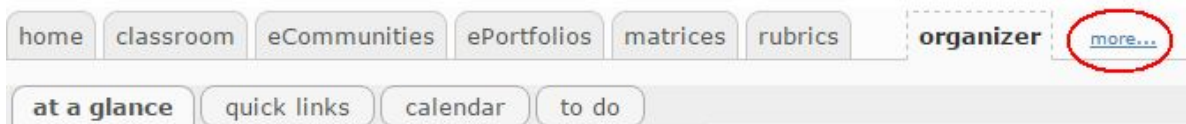


Managing Standards and Outcomes

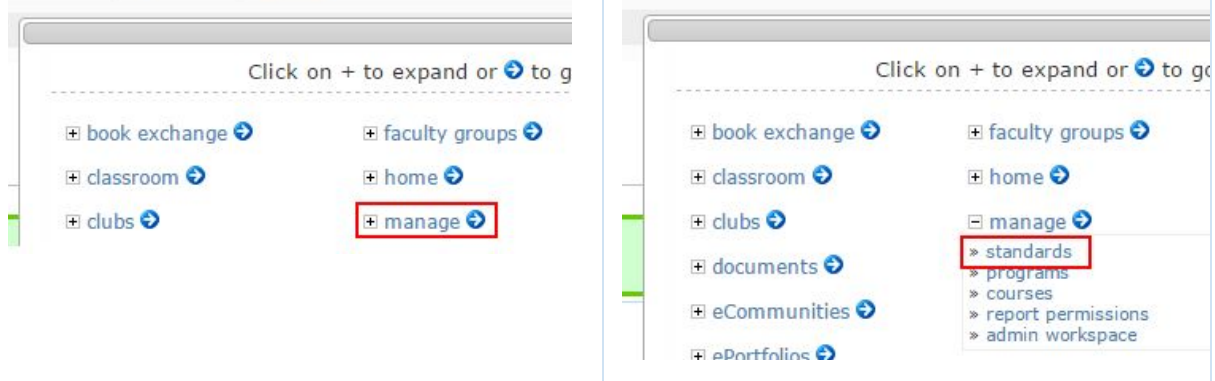
- I. [View Standards and Outcomes](#)
- II. [Manually Add Standards and Outcomes to the Repository](#)
- III. [Align a Rubric with Standards/Outcomes](#)

I. View Standards and Outcomes

1. Select “**more...**” from the top menu



2. Click **manage** and go to **standards**



4. Click **standards tree** to see a list of standards displayed in a hierarchy

Note: You can also find standards by **subject** or **keyword**

The screenshot displays the 'standards gallery' website. At the top, there is a header with the site name and a 'public standards' link. Below the header is a navigation bar with a 'Standard Navigation' section containing links like 'home', 'standards gallery', and 'standards tree'. The 'standards tree' link is highlighted with a red box. To the right of the navigation bar is a search area with a 'Filter by:' section containing three dropdown menus for 'grade levels', 'year/versions', and 'organizations'. Below the search area is an 'About Standards Gallery' section with a brief description of the gallery's purpose. The main content area is titled 'STANDARDS BY SUBJECT' and features a 'standard tree' section. This section includes a 'Go to Gallery' button, a 'New Standard' button, and a 'Standards Hierarchy' list. The hierarchy list is a scrollable menu with expandable icons and the following items: AAC&U LEAP Essential, AACSB - Association, AACSB-2013, AAIEP - Mission Statement, ABET Standards, ACBSP, ACCE, ACCJC Standards, ACEJMC Standards, and ACEND Standards.

standards gallery

public standards

Standard Navigation

- home
- standards gallery
- standards tree

Personal tools

- my standards
- new standard
- my bookmarks
- Go to

Filter by: --[all grade levels]-- --[all year/versions]-- --[all organizations]--

About Standards Gallery

Standards Gallery is a list of standards that have been made available to public by our members. This gallery is organized by subject and coursework type. Use the [standard search](#) tool to find standards with specific keywords or grade level.

STANDARDS BY SUBJECT

standard tree

Go to Gallery

New Standard

Standards Hierarchy

- +
- +
- +
- +
- +
- +
- +
- +
- +
- +
- +
- +

AAC&U LEAP Essential

AACSB - Association

AACSB-2013

AAIEP - Mission Statement

ABET Standards

ACBSP

ACCE

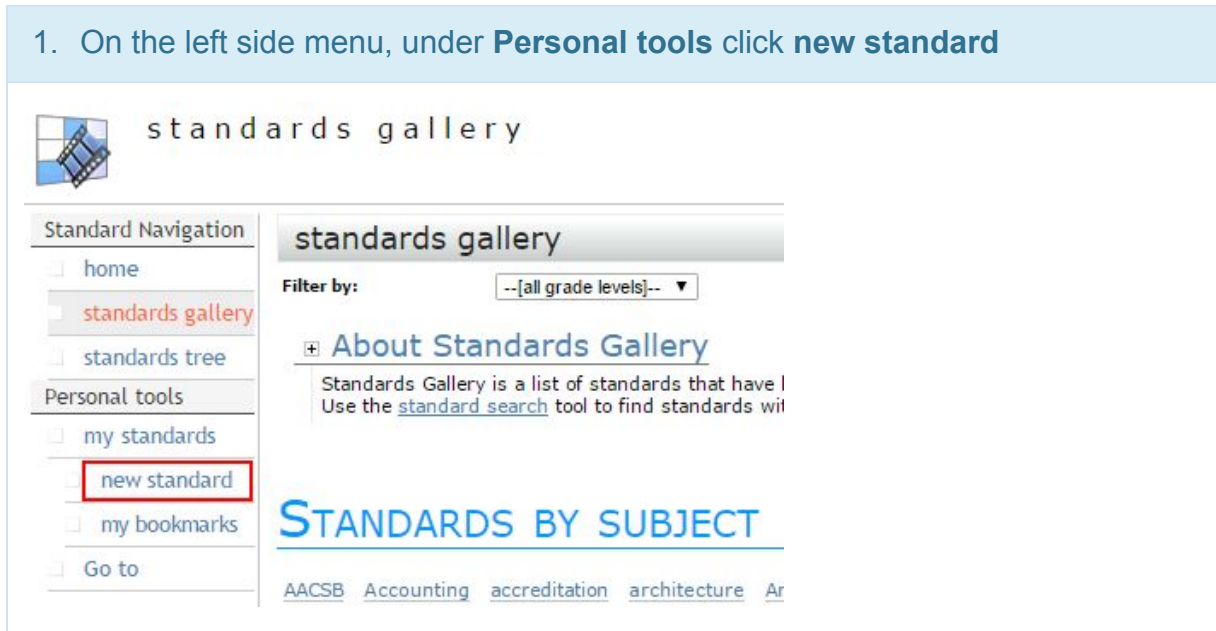
ACCJC Standards

ACEJMC Standards

ACEND Standards

II. Manually Add Standards and Outcomes to the Repository

1. On the left side menu, under **Personal tools** click **new standard**



The screenshot displays the 'standards gallery' interface. On the left, a sidebar contains two main sections: 'Standard Navigation' and 'Personal tools'. Under 'Standard Navigation', there are links for 'home', 'standards gallery' (highlighted in red), and 'standards tree'. Under 'Personal tools', there are links for 'my standards', 'new standard' (highlighted with a red rectangle), 'my bookmarks', and 'Go to'. The main content area has a header 'standards gallery' and a 'Filter by:' dropdown menu set to '--[all grade levels]--'. Below this is a section titled '+ About Standards Gallery' with a brief description and a link to 'standard search'. At the bottom, there is a section titled 'STANDARDS BY SUBJECT' with a list of subjects: AACSB, Accounting, accreditation, architecture, and Ar.

2. Enter standard/outcome data and press [save]

new standard

Code 1

Title 2

Short Description 3

Extended Description 4

Attachments 5

Parent Code 5

Additional Details:

Organization that sets this standard? 6

Year/Version 7

Grade Levels 8

K-12:
☐ K ☐ 1 ☐ 2 ☐ 3 ☐ 4 ☐ 5
☐ 6 ☐ 7 ☐ 8 ☐ 9 ☐ 10 ☐ 11 ☐ 12
Higher Ed:
☐ 1 ☐ 2 ☐ 3 ☐ 4
☐ 5 ☐ 6 ☐ 7 ☐ 8

Equivalencies

Subjects 9

Keywords

1. **Code:** Enter a unique code to identify the standard. Used when aligning with rubrics and running standards-based reports
2. **Title:** Full title of the standard or outcome
3. **Short Description:** brief description of the standard
4. **Extended Description:** detailed information of the standard
5. **Parent Code:** enter parent standard code. Also determines the position of the standard in the tree
6. **Organization:** name of the organization that set this standard
7. **Year/Version:** the date or version of the current standard
8. **Grade Levels:** grade level(s) that this standard applies to

9. **Subjects/Keywords:** used to categorize this standard in the standards gallery

III. Align a Rubric with Standards/Outcomes

1. From top menu, go to [rubrics] > my rubrics

The screenshot shows the 'my rubrics' interface. On the left is a sidebar with 'iRubric Navigation' (public gallery, how-to videos) and 'personal tools' (my rubrics, build rubric, search). The main area has a 'my rubrics' header with a 'find rubric' search bar. Below this are filter dropdowns for subjects, types, and grade levels, and a 'Go to' dropdown. A table lists rubrics, with the first one titled 'Education journal article reflection' circled in red. The table has columns for 'Rubrics', 'Title', and 'Status'. The rubric description states it is for measuring student reflection and application on education journal articles, with 'Undergrad' grade levels.

2. Click on the rubric title

This is a close-up of the rubric entry from the previous screenshot. The title 'Education journal article reflection' is circled in red. Below the title is the description: 'This is a rubric designed to measure a student's reflection and application on an assigned education journal article.' and the 'Grade Levels: Undergrad'.

3. Click align rubric with standards

The screenshot shows the action bar for the selected rubric. It includes icons for edit, print, email, duplicate, bookmark, test run, apply to..., and delete, along with a 'Do more...' button. Below these is a row of buttons: 'align rubric with standards' (circled in red), 'Show Aligned Standards', 'Show Coursework & Courses', and 'Change owner'. A 'help on this page' link is in the top right.

4. Align rubric criteria with the standard(s) by entering its code into the field.
 - Note: Standard code(s) must be entered in the rubric row/criterion to pull data for reports.

Journal Article Reflection
 Standards (enter codes):

Powered by

	Poor 0 pts A poor job of providing the required information is performed by the writer. (Not Aligned) ▼	Fair 2 pts The assigned category needs work. (Not Aligned) ▼	Good 4 pts The writer does a good job applying the category to the journal article. (Not Aligned) ▼	Excellent 5 pts The writer completely covers all required information. (Not Aligned) ▼
APA reference citation and grammar. Standards (enter codes): <div style="border: 1px solid #ccc; padding: 2px; margin-top: 5px;"> wasc <div style="background-color: #007bff; color: white; padding: 2px;">WASC A ORGANIZATION FOR STUDENT LEARNING</div> WASC B CURRICULUM AND INSTRUCTION WASC WASC WASC-SW WASC Focus on </div>	Poor	Fair	Good	Excellent
No attempt is made at referencing according to APA 6th edition guidelines.	The reference citation has more than one error as it is written. There are numerous grammar and spelling errors.	The reference citation has one error. There are some spelling and grammar errors throughout the paper	No errors exist in the citation or in grammar and spelling.	
No summary is given.	A summary of the article is attempted, but is severely lacking in more than one area.	A summary of the article is provided, but is lacking in one area.	A brief summary of the article is given with all the required information.	
No implications are mentioned	One implication is mentioned, but is	One or more implications are given	Implications are	

5. Align each level (column) of the rubric with the appropriate designation using the dropdown menu

Journal Article Reflection
 Standards (enter codes):

Powered by

	Poor 0 pts A poor job of providing the required information is performed by the writer. (Not Aligned) ▼	Fair 2 pts The assigned category needs work. (Not Aligned) ▼	Good 4 pts The writer does a good job applying the category to the journal article. (Not Aligned) ▼	Excellent 5 pts The writer completely covers all required information. (Not Aligned) ▼
APA reference citation and grammar. Standards (enter codes): <div style="border: 1px solid #ccc; padding: 2px; margin-top: 5px;"> APPM.2012.I.AX WASC AX </div>	(Not Aligned) ▼ Well Below Below Meets Exceeds Exemplary	Fair	Good	Excellent
	No attempt is made at referencing according to APA 6th edition guidelines.	The reference citation has more than one error as it is written. There are numerous grammar and spelling errors.	The reference citation has one error. There are some spelling and grammar errors throughout the paper	No errors exist in the citation or in grammar and spelling.

6. At the bottom of the rubric, click **save**