

# Student Wireless Access

Here at Roger Williams University, we provide wireless internet access in all building on campus. Every year, we continue to strenghten out wireless coverage and provide the best experience for students. Connecting to the wireless on campus is as easy as following a few simple steps.

Network Name

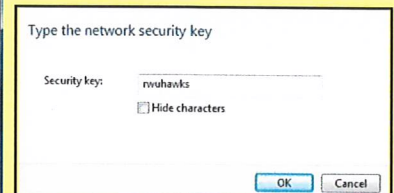
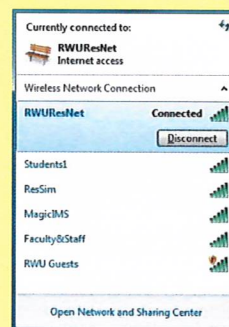
Password

**RWUResNet**  
**Students1**

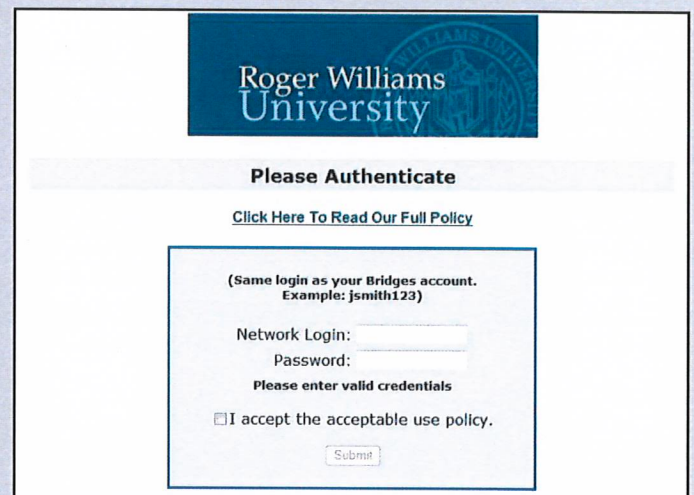
=

**rwuhawks**

There are two networks available to students on campus. **RWUResNet** and **Students1**. RWUResNet is used in all dormitories, and Students1 is available in all academics buildings. Do not connect to Guests as it is reserved for university guests and is not secure. To connect, select the wireless network in your area. The password to both of these networks is **rwuhawks**.



Once you have connected to a network, open up your preferred internet browser. You should be prompted with a page that looks similar to the image to the right. Enter your default username and password, and agree to the Acceptable Use Policy. If you do not check this box, you will not be able to access the internet. Once you click submit, you will be all set to browse the web.



Need help? Give MediaTech a call at (401) 254-6363 Option #1.