



New Student Login Instructions

Office of Undergraduate Admission

401-254-3500

800-458-7144 x3500

admit@rwu.edu

As a new student, we understand there are many important things to keep track of as you navigate your way through your New Student checklist. Below is a helpful guide to help you keep the locations and login credentials for your checklist items organized all in one place.

What is my RWU Username and password?

Your RWU username is comprised of your first initial, your last name, and three digits. The three digits are the fourth number in your birthday, the last number in your student ID, and the last number of your Social Security Number.

Your RWU password: You RWU default password is comprised of your initials, the last four digits of your social security number and capital "RWU". If you've already reset your default password, but cannot recall your new password, please visit <https://passwords.rwu.edu> to change your password.

Example User: John Doe

Birthdate: 01/31/1991
 Student ID: 1123456
 Last 4 of SSN*: 4425
 Username: jdoe165
 Password (default): jd4425RWU

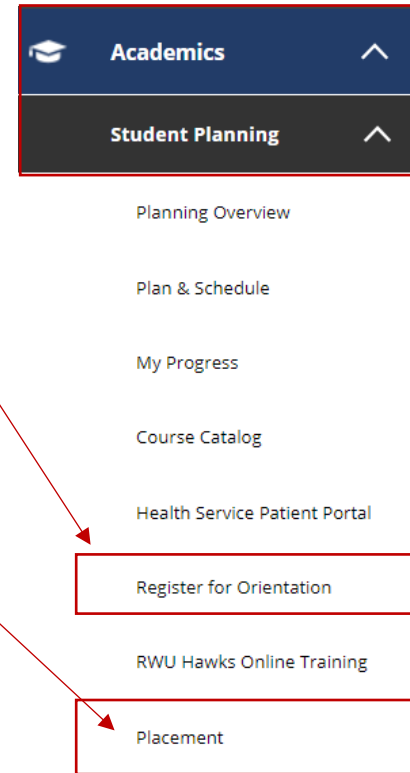
**if you are an international student and do not have an SSN, please contact the Office of Admission for your login credentials*

Your two main systems:

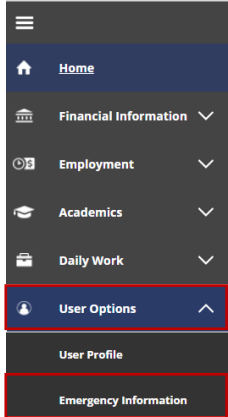
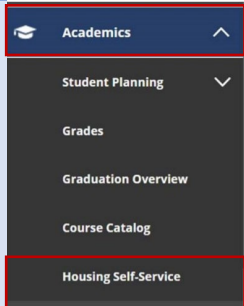
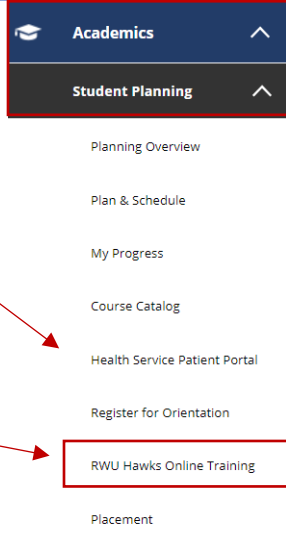
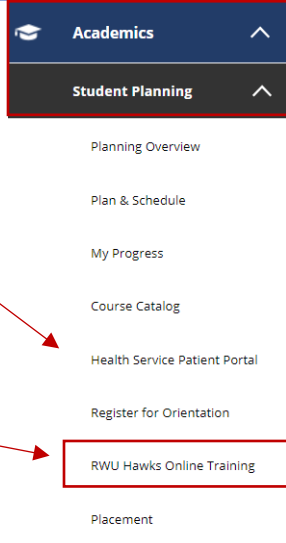
Task	System Name	Description	URL	How to login in
Check your RWU email account regularly!	RWU Google	This is now your RWU Student email account.	https://accounts.google.com	<p>Username: Use your RWU username@g.rwu.edu</p> <p>Password: Use your RWU password when signing into your account for the first time. You will be required to change your password upon successfully accessing your account.</p>
Login to your Roger Central Account	Roger Central	<p>This is now your RWU Student Portal.</p> <p>Once you are officially a student at RWU, you will use Roger Central to navigate through your enrolling student checklist (see Steps 1-3 in this document).</p>	https://rogercentral.rwu.edu	<p>Username: Use your RWU username@academics.rwu</p> <p>Password: Use your RWU password</p>

1. Get Ready for Orientation

Task	System Name	Description	Instructions
Register for Orientation	Roger Central	This is the site you will use to register for orientation	<p>https://rogercentral.rwu.edu</p> <p><i>In Roger Central, go to Academics > Student Planning Menu > Register for Orientation</i></p> <p>Once you are logged into Roger Central, there are no additional login credentials needed to register for orientation.</p>
Take your placement test(s)		Please review the placement requirements by major before logging in to take your placement tests.	<p>https://rogercentral.rwu.edu</p> <p><i>In Roger Central, go to Academics > Student Planning Menu and view the following menu items:</i></p>
	Writing Placement	Writing self-placement survey (required for all first year students)	You do not require a username or password to login, just enter your RWU student ID & your name onto the writing survey in the fields provided.
	Math Placement	Math placement requirement based on your major.	You will create an account by entering first name, last name, student ID, and email address. Then, you will specify your login ID – it's recommended to use the first initial of you first name and all of your last name.
	Foreign Language Placement	Take the Foreign language placement only if you are interested in pursuing a foreign language at RWU.	Username: Use your RWU username only WITHOUT the @academics.rwu Password: Use your RWU password



2. Prepare for life on campus

Task	System Name	Description	How to Login	
Update your emergency/personal contact information	Roger Central	This is where you will update your emergency/personal contact information	<p>https://rogercentral.rwu.edu</p> <p><i>In Roger Central, click User Options > Emergency Information</i></p> <p>Once you are logged into Roger Central, there are no additional login credentials needed.</p>	
New Student Housing Application <i>(students residing in campus housing only)</i>	Roger Central	This is where you will complete your New Student Housing Application form if you will be residing in campus housing.	<p>https://rogercentral.rwu.edu</p> <p><i>In Roger Central, Click Academics > Housing Self-Service</i></p> <p>Username: Use your RWU username@academics.rwu</p> <p>Password: Use your RWU password</p>	
Health and Immunization Forms	Roger Central	This is where you will manage your Health and Immunization records.	<p>https://rogercentral.rwu.edu</p> <p><i>In Roger Central, click Academics > Student Planning Menu > Health Service Patient Portal</i></p> <p>Username: Use your RWU username only WITHOUT the @academics.rwu</p> <p>Password: Use your RWU password</p>	
RWU Hawks Online Courses	Roger Central	This is where you will complete the three required online courses in (1) equity and inclusion, (2) sexual assault prevention, and (3) alcohol education	<p>https://rogercentral.rwu.edu</p> <p><i>In Roger Central, click Academics > Student Planning Menu > RWU Hawks Online Training</i></p> <p>Username: Use your RWU username only WITHOUT the @academics.rwu</p> <p>Password: Use your RWU password</p>	

3. Manage your bill

Task	System Name	Description	How to login in
Manage your bill	Roger Central	This is where you will receive billing statements, view account activity, make payments, and enroll in payment plans.	<p>https://rogercentral.rwu.edu</p> <p><i>In Roger Central, click Financial Information > RWU Student Account Center</i></p> <p>Students click 'Login with School Credentials':</p> <p>Username :Use your RWU username@academics.rwu Password: Use your RWU password</p> <p>*Students will need to grant access to parents through their Student Account Center (SAC). Once logged in as a student, click 'Manage Account Access' on the top right corner of the screen and add an authorized user. Once you add the Authorized users, they will get an email to set up their own profile for access into the Student Account Center.</p>
Waive/Accept University Health Insurance	Roger Central	This is the site you will use to waive/accept University provided Health insurance.	<p>https://rogercentral.rwu.edu</p> <p><i>In Roger Central, click Financial Information > Student Health Insurance</i></p> <p>You do not require a username or password to login, just enter your Date of Birth and Student ID number.</p>
Finalize your aid	Roger Central	This where you will complete entrance counseling to ensure that you understand the responsibilities and obligations of receiving your federal student aid. You must complete entrance counseling before the funds can be received by the university and applied to your student account.	<p>https://rogercentral.rwu.edu</p> <p><i>In Roger Central, click Financial Information > Financial Aid</i></p> <p>LOG IN using your Federal Student Aid ID (FSAID). This is the same FSAID that you used to sign your FAFSA.</p> <p>*If you can't remember your FSAID, you can request a duplicate at fsaid.ed.gov or call 1-800-557-7394.</p>

