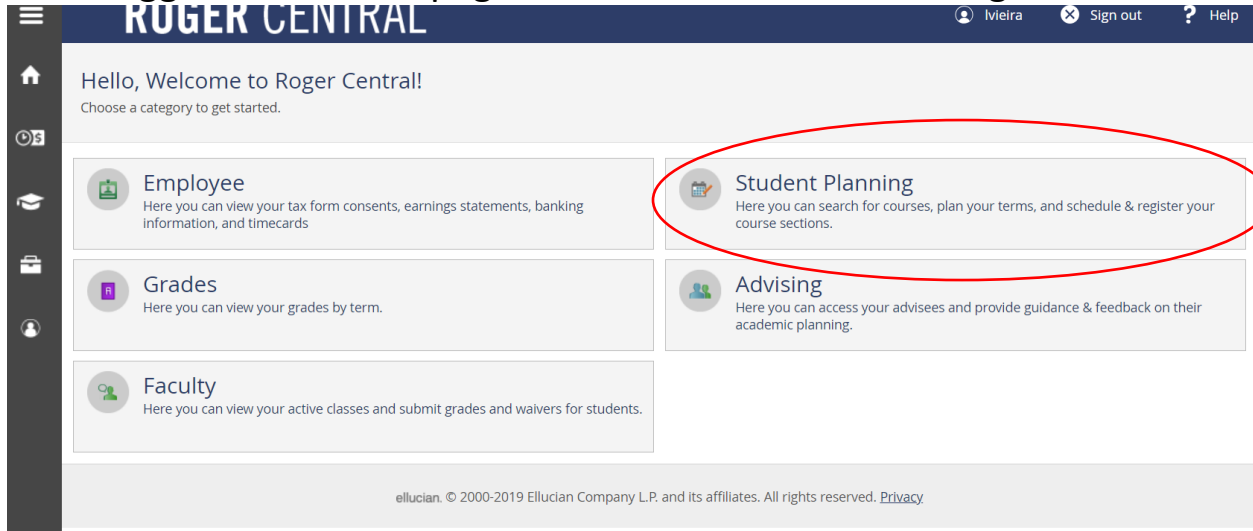


## RogerCentral Registration System

The link to Roger Central is <http://rogercentral.rwu.edu>. You can access this link from any computer or mobile device. To log into Roger Central, you only have to put your username. You do not need you user name and @academics.

Once logged in to home page – click on “Student Planning”



The screenshot shows the Roger Central home page. At the top, there is a navigation bar with the user's name 'Ivieira', a 'Sign out' button, and a 'Help' button. Below the navigation bar, a welcome message reads 'Hello, Welcome to Roger Central! Choose a category to get started.' There are five main categories: 'Employee', 'Student Planning', 'Grades', 'Advising', and 'Faculty'. The 'Student Planning' category is circled in red. At the bottom of the page, there is a copyright notice: 'ellucian. © 2000-2019 Ellucian Company L.P. and its affiliates. All rights reserved. Privacy'.

### To add a course:

1. Click on View Your Progress. This will bring up your degree audit. Scroll through your degree audit and click on the course you want to add or click on Search in the gray box above that requirement to search for all courses that meet that requirement

1. Complete CORE.101 or HONR.101 **0 of 1 Courses Completed.** [Hide Details](#)

Status	Course	Search	Grade	Term
! Not Started	<a href="#">CORE-101</a> Scientific Investigations			

If you are adding a course that is not a requirement, you can search for that course in the “Search for courses...” box on the top right of the screen



A search input field with the placeholder text 'Search for courses...' and a magnifying glass icon on the right side.

1. Click on View Available Sections

> View Available Sections for CORE-101

1. Find the section you want to add (the number under “Seats” indicates how many spaces are left in that class right now) and click on “Add Section to Schedule”

Scientific Investigations 02

Seats	Times	Locations
2	M/W/F 8:00 AM - 8:50 AM 08-29-2018 - 12-18-2018	Bristol Campus, College of Art Lecture

1. Click on “Add Section”


Grading      Graded

Requisites

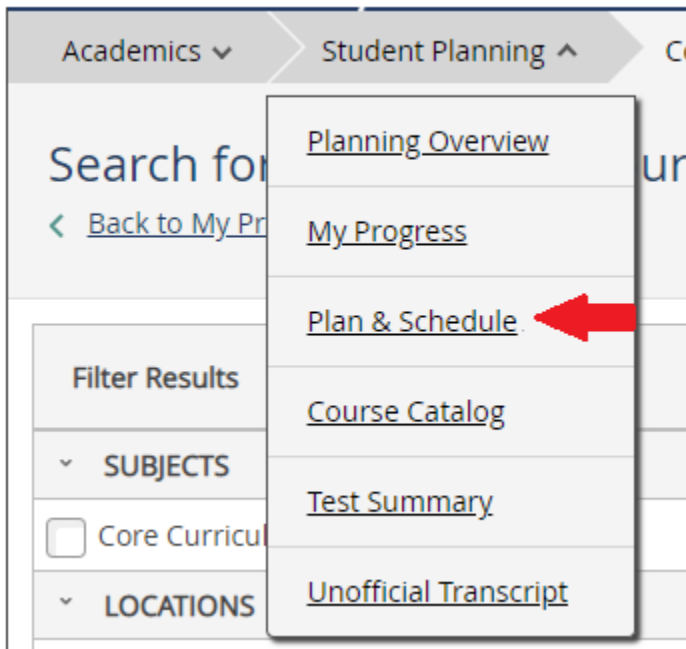
- ⚠ Take co-requisite Lab CORE.101L - Must be taken at the same time as this course.
- ⚠ CORE-101L-54 - Must be taken at the same time as this course.

Course Description

This interdisciplinary course explores important issues of societal and personal relevance by evaluating testable ideas through experimentation and literature-based research in lecture and laboratory settings. Students will use the process of science to generate data and synthesize new ideas to come to evidence-based conclusions that will illuminate responses to the three core questions: *Who am I, what can I know, and given what I know, how should I*

Close       Add Section

1. From the top menu – Click on “Student Planning” and then on “Plan and Schedule”



1. On the top right of the screen, above the calendar, click on “Register Now” or click “Register” under the course on the left menu

Register Now

The course should change from “Planned” to “Registered, but not started”

✓ Registered, but not started

### **To drop a course:**

To drop a course, click “Drop” under that course

CORE-101-02: Scientific Investigations ×



Take co-requisite Lab CORE.101L -  
Must be taken at the same time as this  
course.



You must also take CORE-101L-54

✓ **Planned**

Credits: 4

Grading: Graded

Instructor: Savaria, M

08-29-2018 to 12-18-2018

Seats Available: 2

› **Meeting Information**

Drop



› **View other sections**