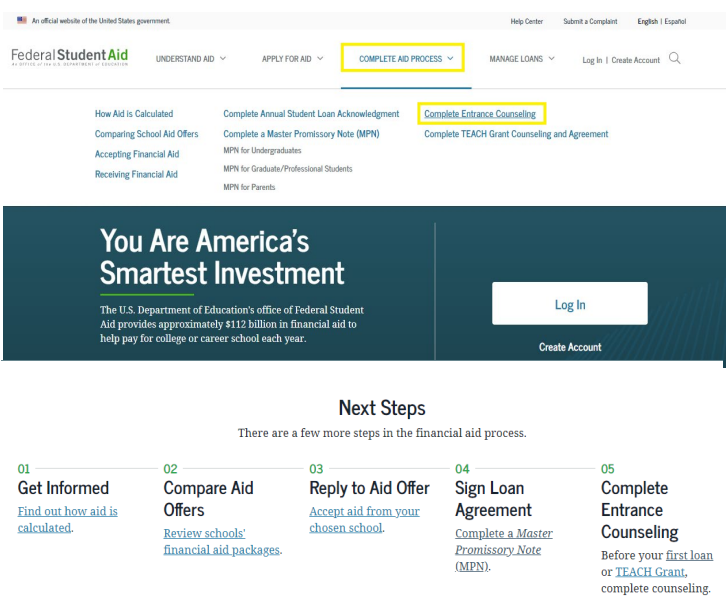

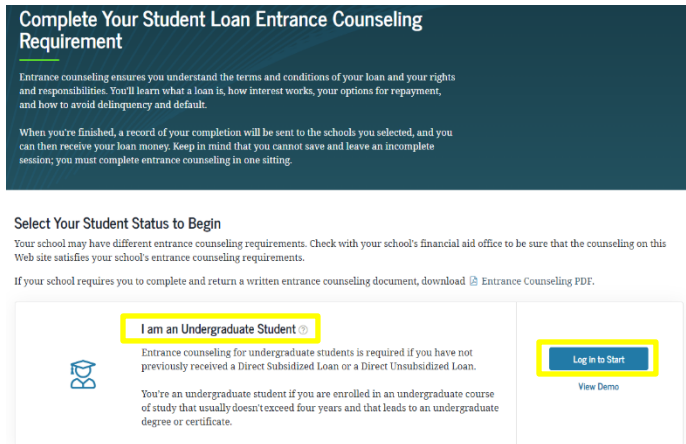


The federal government requires you to complete entrance counseling to ensure that you understand the responsibilities and obligations. You must complete entrance counseling before the funds can be received by the university and distributed (disbursed) to your student account. The total online counseling program should take about 30 minutes to complete.

<h3>1</h3>	<h4>Logon to the Federal Student Aid Website</h4> <ul style="list-style-type: none"> Go to studentaid.gov Click on Complete Aid Process and then click on Complete Entrance Counseling LOG IN using your Federal Student Aid ID (FSAID). This is the same FSAID that you used to sign your FAFSA. You must sign in using the student's FSA ID. Do not use parent's login account. If you can't remember your FSAID, you can request a duplicate at fsaid.ed.gov or call 1-800-557-7394. 	
<h3>2</h3>	<h4>Navigate to begin the online loan counseling</h4> <ul style="list-style-type: none"> After you sign in and accept the terms, click the START button under the Complete Entrance Counseling. For more/detailed information please visit: <ul style="list-style-type: none">  Entrance Counseling PDF 	

3

Choose Our School

- Choose the state **Rhode Island** and then search **Roger Williams University** under the search school by name as the school to be notified when you complete the counseling.
- Click on **Notify this School**
- Select your **Student Type** (undergraduate or graduate/professional).
- Click **CONTINUE**.

Let's Notify Your School

Select up to three schools you want to notify of your entrance counseling completion.

Search School

Find the school that should be notified when you've completed entrance counseling.

U.S. Schools/U.S. Territory Schools

Non U.S. Schools


Choose a State

Search School By Name

[I want to select one of my schools on record instead](#)

School(s) You Selected to Notify

The school(s) you selected below will only receive notification that you successfully completed entrance counseling and the date it was completed.


You have not selected any school to notify.




4

Complete ALL the Entrance Counseling Modules

Entrance Counseling Overview


🕒 20 - 30 Minutes

What You'll Learn and Do in Entrance Counseling

-  **Learn What School Costs and How to Pay for It**
Understand what your education will cost and the options available to cover those costs, including borrowing federal student loans.
-  **Prepare for Successful Repayment**
Understand your repayment obligation and what it means to take out a federal student loan.
-  **Check Your Skills**
Review what you've learned with a few short knowledge checks.

Entrance Counseling Modules

Review what you'll learn in each module and select "Start" for the first module to begin.

-  **Estimate the Cost of Your Education**
Learn about direct and indirect costs, and how managing your education costs can ultimately reduce your student loan burden.
- What's in this module?**
1. What is the total cost of your program?
 2. How your school's cost of attendance is calculated

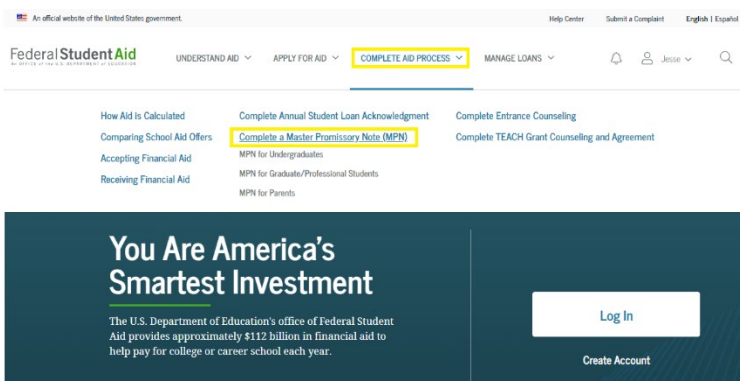
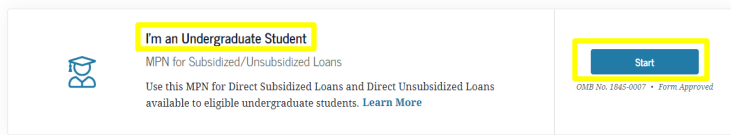
Most students are first time borrowers and may not fully understand all the various obligations and responsibilities of taking out a student loan. The federal government has made the entrance counseling required in order to educate students about a few key points. At the end of loan counseling, students should be able to:

- Understand the loan process (so they can repeat it for sophomore through senior year)
- Create a college spending budget in order to manage education expenses and other spending
- Create a plan to address the repayment schedule
- Understand the impact of defaulting on their student loan and its impact on the student's growing credit rating
- Make finances a priority

Basically, the counseling session has been developed to help students understand how a student loan works, what their rights and responsibilities are, what their loan will look like in a few years, and how best to manage their finances and meet payment deadlines.

If you have any questions, please contact the Financial Aid Office at 401-254-3100 or 800-458-7144 x3100.

An MPN is a legal document that you must sign before receiving your first Direct Loan. The same MPN will be used in future years and is done once for future academic years (up to 10 years). Therefore, if you leave school and return, you may be able to receive additional loans without signing a new MPN. An MPN lists the terms and conditions under which you agree to repay the loan and explains your rights and responsibilities as a borrower. It's important to read your MPN and keep it in a safe place because you'll need to refer to it later when you begin repaying your loan or at other times when you need information about provisions of the loan, such as deferment or forbearance.

<p>1</p>	<h3>Logon to the Federal Student Aid Website</h3> <ul style="list-style-type: none"> Go to studentaid.gov Click on Complete Aid Process and then click on Complete a Master Promissory Note (MPN). LOG IN using your Federal Student Aid ID (FSAID). This is the same FSAID that you used to sign your FAFSA. You must sign in using the student's FSA ID. Do not use parent's login account. If you can't remember your FSAID, you can request a duplicate at fsaid.ed.gov or call 1-800-557-7394. 	 <p>The screenshot shows the Federal Student Aid website interface. The 'COMPLETE AID PROCESS' menu item is highlighted in yellow. Below it, the 'Complete a Master Promissory Note (MPN)' link is also highlighted in yellow. A 'Log In' button is visible on the right side of the page.</p>
<p>2</p>	<h3>Navigate to begin the MPN Loan Agreement</h3> <ul style="list-style-type: none"> After you sign in, and accept the terms, click the START button to the right of I'm an Undergraduate Student 	 <p>The screenshot shows a button labeled 'I'm an Undergraduate Student' with a graduation cap icon. To its right is a blue 'Start' button, which is highlighted in yellow. Below the button, text reads: 'MPN for Subsidized/Unsubsidized Loans. Use this MPN for Direct Subsidized Loans and Direct Unsubsidized Loans available to eligible undergraduate students. Learn More'.</p>

3 Complete the Master Promissory Note

- Choose the state **Rhode Island** and then search **Roger Williams University** under the search school by name as the school to be notified when you complete the counseling.
- Click on **Continue**

Master Promissory Note

For Undergraduate Students Requesting Direct Subsidized/Unsubsidized Loans

Step 1 of 5

Information

Borrower: _____ Social Security Number: _____

School Information

Select a school to notify

U.S. Schools/U.S. Territory Schools

Non U.S. Schools

Choose a State
Type Response _____

Search School By Name
Type Response _____

Remove this school

The school you selected participates in the electronic Master Promissory Note (MPN) process.

School Name
ROGER WILLIAMS UNIVERSITY

School Code/Branch
G03410

School Address
ONE OLD FERRY ROAD
BRISTOL, RI 028092921

Previous Continue

4 Complete the Master Promissory Note

Master Promissory Note

For Undergraduate Students Requesting Direct Subsidized/Unsubsidized Loans

Step 2 of 5

References

Borrower: _____ Social Security Number: _____

Reference Information

Enter the requested information for two persons with different U.S. addresses and who have known you for at least three years. The references should be people who will be able to help us contact you in the future if we are unable to reach you. References are only used for this purpose and are never required to repay your loan.

Please note the following information about your references:

- The first reference should be a parent or legal guardian.
- References must have different addresses and telephone numbers.
- References who live outside the United States are not acceptable.
- If the reference does not have a telephone number, enter N/A.
- Providing an email address for a reference is optional. If you provide an email address for a reference, we may use it to communicate with the reference.

Master Promissory Note

For Undergraduate Students Requesting Direct Subsidized/Unsubsidized Loans

Step 3 of 5

Agreements

Borrower: _____ Social Security Number: _____

MPN Agreement (1 of 5)

Borrower Request, Certifications, Authorizations, and Understandings

I request a total amount of Direct Subsidized Loans and/or Direct Unsubsidized Loans under this Master Promissory Note (MPN) that cannot be more than the maximum amounts I am eligible to receive, as provided under federal law and explained in the MPN Terms and Conditions and in the Borrower's Rights and Responsibilities Statement that accompanies this MPN.

- The MPN is retained by the loan servicer throughout your education at RWU.
- Additional loans you take out in future years will be added to this MPN.
- The MPN can be used for multiple loans including student and federal parent (PLUS) loans.

If you have any questions, please contact the Financial Aid Office at 401-254-3100 or 800-458- 7144 x3100.